

TERRAZZO BLOCK

BURNISHED ARCHITECTURAL MASONRY UNIT



TERRAZZO BLOCK

BURNISHED MASONRY UNIT

Use Terrazzo to add polish and sparkle to both interior spaces and exterior faces. It's burnished finish not only provides a durable barrier to moisture, but also a beautiful unique finish.



Grigio Naturale



Granito



Pietra Antica



Lucidare



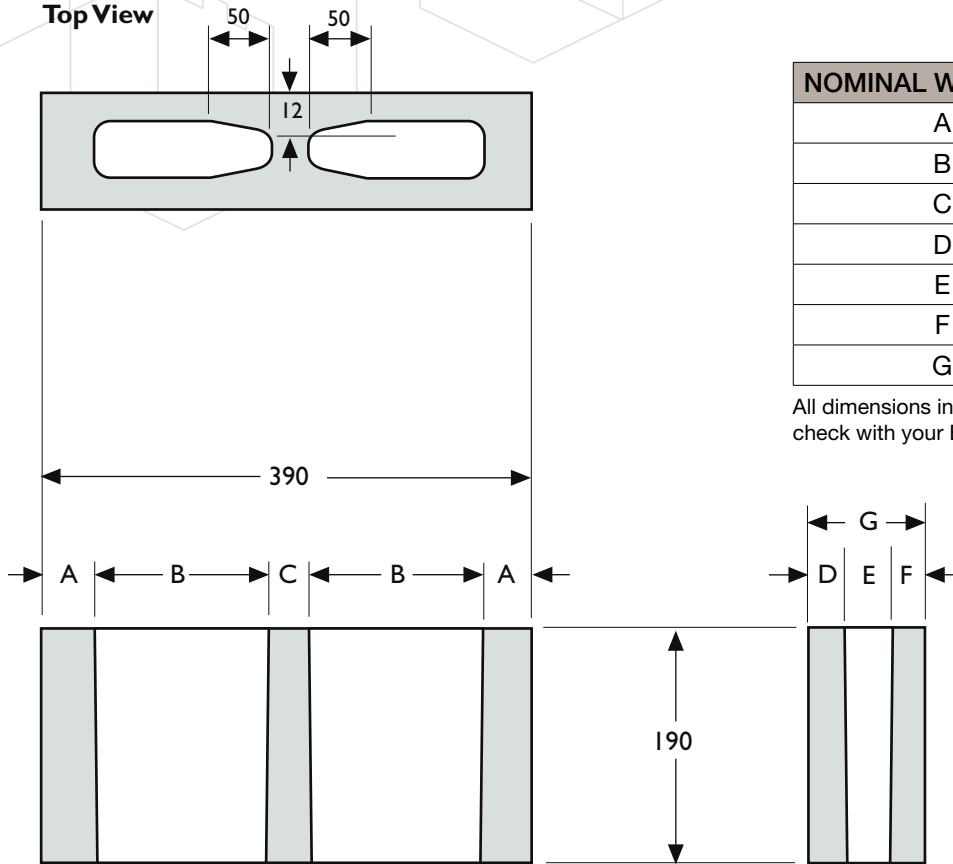
Palomino



Mocha

TERRAZZO BLOCK

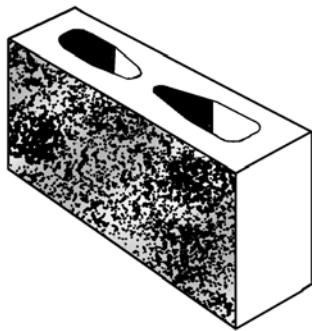
BURNISHED MASONRY UNIT



NOMINAL WIDTH (cm)	10	15	20
A	35	35	35
B	147	147	147
C	26	26	26
D	24	27	30
E	38	82	126
F	26	29	32
G	88	138	188

All dimensions in millimeters. Dimensions may vary slightly, please check with your Expocrete Key Account Manager.

Side View



End View

UNIT DATA	10	15	20
NOMINAL WIDTH (cm)	10	15	20
Mass (KG) Normal Weight	13.1	15.7	16.2
Hollow	•	•	•

MANUFACTURED AS	10	15	20
Standard	•	•	•
Half High	•		
Half	•	•	•
Return Corner		•	•
Half Return Corner	•	•	•
L-Corner	•		



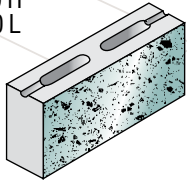
TERRAZZO BLOCK AVAILABILITY

Available in metric sizes only.
Width of units may vary by +/- 2.0mm.

Standard (One face only):

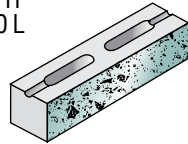
10 cm

88 W
190 H
390 L



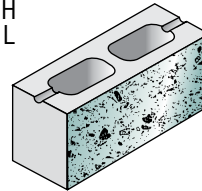
**10 cm
Half High**

88 W
90 H
390 L



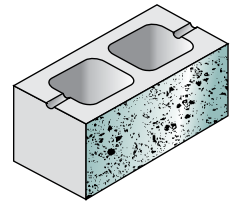
15 cm

138 W
190 H
390 L



20 cm


188 W
190 H
390 L



Half (One face only):

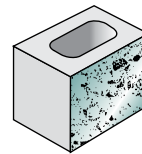
10 cm

88 W
190 H
190 L



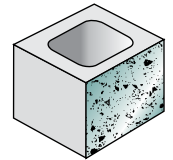
15 cm

138 W
190 H
190 L



20 cm

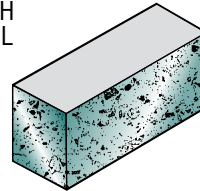
188 W
190 H
190 L



Return Corner (One face and one end only):

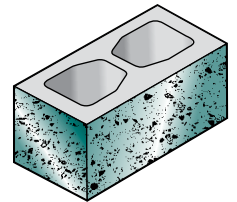
15 cm

138 W
190 H
390 L



20 cm


188 W
190 H
390 L



Half Return Corner (One face and one end only):

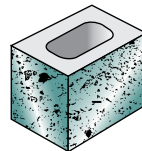
10 cm

88 W
190 H
190 L



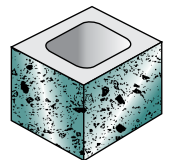
15 cm

138 W
190 H
190 L



20 cm

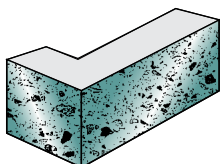
188 W
190 H
190 L



L-Corner (One face and L-Corner end only):

10 cm

88 W
190 H
390 L



TERRAZZO BLOCK TECHNICAL DATA

MANUFACTURE

Terrazzo Block by Expocrete, with its burnished face meets or exceeds the current CSA A165.1-04M Standard for Concrete Masonry Units and does not contain visible coal or ironstone particles. Terrazzo Block is manufactured with an approved integral water repellent admixture used in accordance with the manufacturer's specifications. The ground faces of the masonry units are sound and free of cracks or other defects that would impair the strength or permanence of the construction or interfere with the placing of the unit, in accordance with the CSA A371 Standard.

SAMPLE PANELS

Pre-construction job site panels, a minimum size of 1200mm x 1200mm or 4' x 4', should be constructed to establish specified product, mortar colour and installation acceptance.

HANDLING and CHIPPAGE

While burnished faced units are to be handled with extreme care at all times it should be recognized that minor chipping, of not more than 3 mm in size, can be incidental to the usual methods of manufacturing, delivery and handling and shall not be considered defects. In addition, when viewed under diffused lighting from a distance of 6.0 metres, not more than 5% of a shipment has small chips larger than 3 millimetres in size.

CONSTRUCTION

Cavity wall construction is recommended for exterior above grade walls, with proper flashing, venting and weep holes. The exterior mortar mix should contain an approved water repellent additive, following the manufacturer's instructions, and be tucked and tooled in a concave shape. When sawing block, it is recommended to use a dry cut diamond blade. Do not use wet saw cuts.

CLEANING

Cleaning during construction of the walls requires the use of clean medium hard bristle brushes, cotton rags or burlap squares to remove the green mortar residue. Do not use abrasives or acids. For a final cleaning use a detergent masonry cleaner strictly following the manufacturer's instructions, including a thorough rinsing.

GLOSS COATINGS

To accent and protect the natural beauty of the burnished face exposed aggregate, a job site applied acrylic semi-gloss or gloss coating is recommended after the final wall cleaning has been approved. The coating is specified in Section 09900 and is supplied and applied by painters.

JOB SITE PROTECTION

Finished walls should be protected from construction stains and trade damage by the use of plastic covering and where exterior corners are exposed plywood covering should be used.

LOCAL TECHNICAL ASSISTANCE

For additional assistance please contact your local Expocrete Key Account manager or visit www.expocrete.com

